

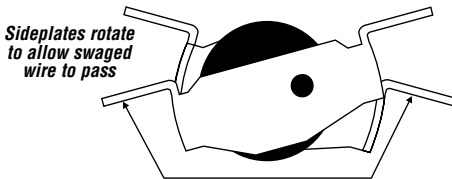
# HARKEN®

## INSTRUCTION SHEET

### Line/Wire Thru-Deck Blocks

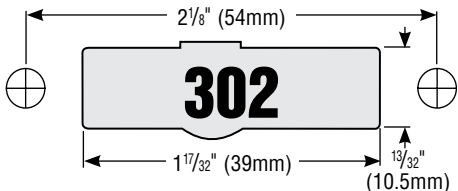
302, 306, 310

N15W24983 Bluemound Road, WI 53072 U.S.A.  
Telephone: (262) 691-3320 • Fax: (262) 701-5780  
Web: harken.com • E-mail: harken@harken.com

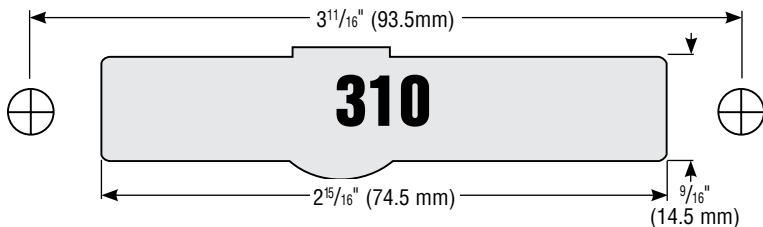
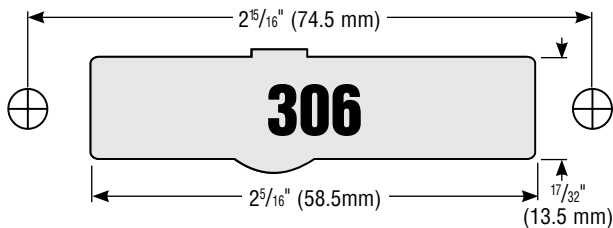


Part No.	Max Wire Ø		Max Line Ø		Maximum Working Load		Breaking Load		Fasteners
	In	mm	in	mm	lb	kg	lb	kg	
302	3/32	2	5/32	4	1000	454	2000	907	#10 (5mm) RH
306	1/8	3	3/16	5	1500	680	3000	1361	#10 (5mm) RH
310	3/16	5	1/4	6	2000	907	4000	1814	1/4" (6mm) RH

### Drilling/Cut-Out Templates



## Drilling/Cut-Out Templates



## Maintenance

Harken equipment requires minimal maintenance, but some is required to give the best service and to comply with Harken's limited warranty.

It is important to keep equipment clean by frequent flushing with fresh water. In corrosive atmospheres, stainless parts may show discoloration around holes, rivets and screws. This is not serious and may be removed with a fine abrasive.

## Warranty

For additional safety, maintenance and warranty information see [www.harken.com/manuals](http://www.harken.com/manuals) or the Harken® catalog.