

HARKEN®

INSTALLATION SHEET

Installing Single Blocks on Big Boat Adjustable Genoa Lead Cars

554, 1874

N15W24983 Bluemound Drive • Pewaukee, WI 53072 U.S.A.

Telephone: (262) 691-3320 • Fax: (262) 701-5780

Web: www.harken.com • E-mail: harken@harken.com

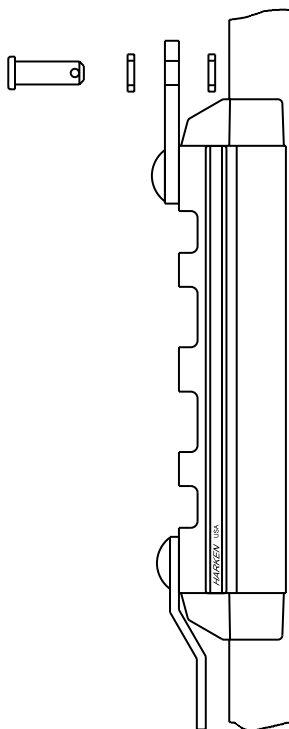
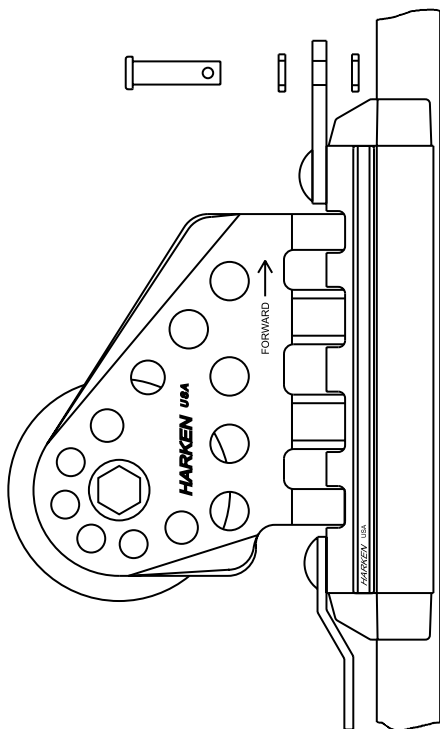
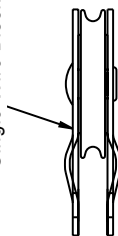


Strictly follow all instructions to avoid an accident, damage to your vessel, personal injury or death. See www.harken.com/manuals for additional safety information.

#3044 57 mm (2.25")
High Load Teardrop



#308 2.00" (51 mm)
Single Wire Block



Mylar® is a registered trademark of DuPont Teijin Films U.S. Limited Partnership.

Maintenance

Harken equipment requires minimal maintenance, but some is required to give the best service and to comply with Harken's limited warranty.

It is important to keep equipment clean by frequent flushing with fresh water. In corrosive atmospheres, stainless parts may show discoloration around holes, rivets and screws. This is not serious and may be removed with a fine abrasive.

Flush blocks thoroughly with fresh water. Periodically, disassemble the blocks and clean with detergent and fresh water. Lubrication is not required, but lubricants which will not attract dirt may be used like McLube®.

Mylar® washers should always be used between stainless fasteners and aluminum sideplates. Stainless fasteners which pass through aluminum blocks should be coated with an antiseize compound.

Locking nuts should not be used after being removed three times. When replacing shackles and fasteners, use Harken parts to maintain the proper strength.

Important! Exposure to some teak cleaners and other caustic solutions can result in discoloration of part and is not covered under the Harken warranty.

Warranty

For additional safety, maintenance and warranty information see www.harken.com/manuals or the Harken® catalog.